

Access to **Workshop venue (and Official Hotels)**  
from **Central Japan International Airport**  
(Nagoya International Airport; NGO)

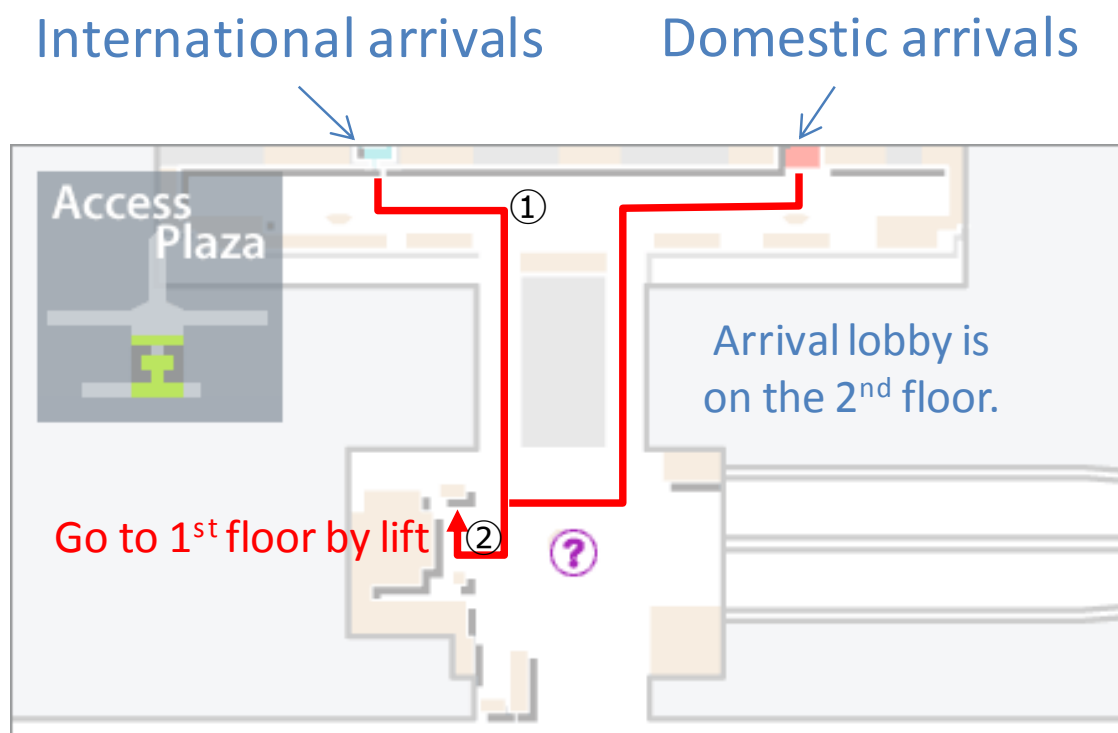
Limousine bus to Hamamatsu Station is available.

(No reservation is required for the limousine bus to Hamamatsu station.)

(1) After arriving at Central Japan International Airport

Go "Access plaza" to take limousine bus.


Limousine terminal and automated ticket sellers are located at 1<sup>st</sup> floor of "Access plaza".



Map to the Limousine bus terminal



① (Turn to Access plaza.)



② (Go downstairs by using lift.)


(2) At Limousine terminal

Buy your ticket to Hamamatsu Station by using automated ticket sellers, where English is available.  
The ticket fee for single trip is 3,000 JPY (Cash only).



Automated ticket seller

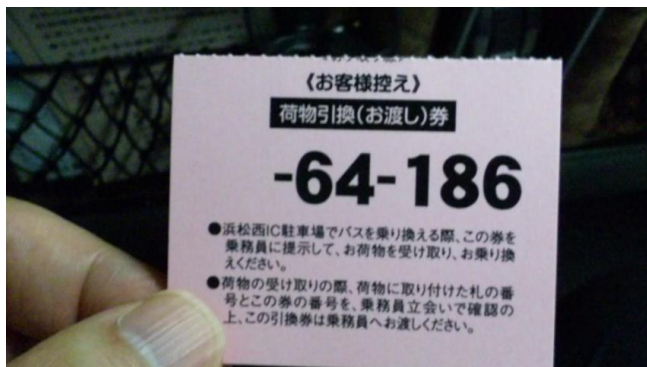

Limousines for Hamamatsu Station depart from Gate 1.



Gate 1

Hamamatsu Station is the last stop. Baggage tags will be given at the gate if you want to put your baggage into the cargo space; put the baggage tag(s) by yourself and keep the stub(s).

Note that there are limousines to other destinations from No.1.



Baggage tags (left) and Stub (right)

Time table (As of July 2012)

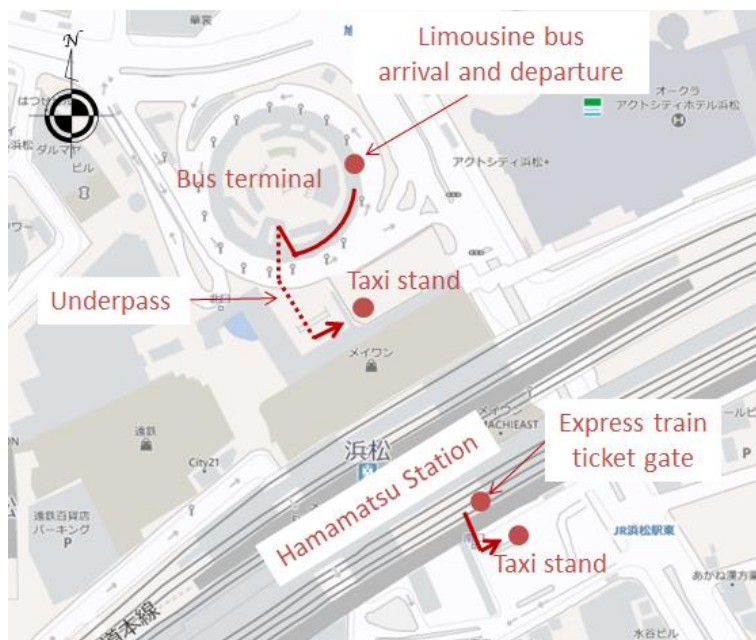
From Nagoya Int'l Airport	To Hamamatsu station
8:15	10:20
9:00	11:05
10:00	12:05
11:00	13:05
12:00	14:05
13:00	15:05
14:00	16:05

From Nagoya Int'l Airport	To Hamamatsu station
15:00	17:05
16:00	18:05
17:00	19:05
18:00	20:05
20:00	22:05
21:50	23:55



### 3) After arriving Hamamatsu Station

From Hamamatsu Station, you can take a taxi to Grand Hotel Hamamatsu (Workshop venue) and Hotel Villa Kuretake. (5 min, 1,000 JPY)



TO WORKSHOP SITE and GRAND HOTEL HAMAMATSU.

Please show the following direction to a taxi driver:

**「グランドホテル浜松」まで  
お願いします。  
住所：浜松市中区東伊場1-3-1**

TO HOTEL VILLA KURETAKE.

Please show the following direction to a taxi driver:

**「ホテルヴィラくればたけ」まで  
お願いします。**

**住所：浜松市中区東伊場 1 - 1 - 2 6**